

PRE-HUNG DOORS



3070-4070-6070 Available
Wind Rated Available

STANDARD FEATURES:

- Door Leaf:** 20GA Galvanneal, Smooth, Insulated.
- Frame:** 16Ga Galvanneal, 5-3/4" Throat, Heavy Duty Hinge Reinforcement.
- Sub Frame:** 16Ga Galvanneal, Paintable.
- Hardware:** Heavy Duty Lever Lock, Latchguard, BB NRP Hinges 26D, Threshold ADA Compliant, Door Bottom Sweep, Adjustable Kerf Weather Seal, Adjustable "L" Mounting Clips.

- COMMON FEATURES:**
- Complete preassembly in factory
 - White or Bronze Finish
 - Heavy Duty Crating, per job.

MASONRY & FIRE RATED FRAMES ALSO AVAILABLE

OPTIONAL HARDWARE



Panic Device



Closer



Mortise Locks

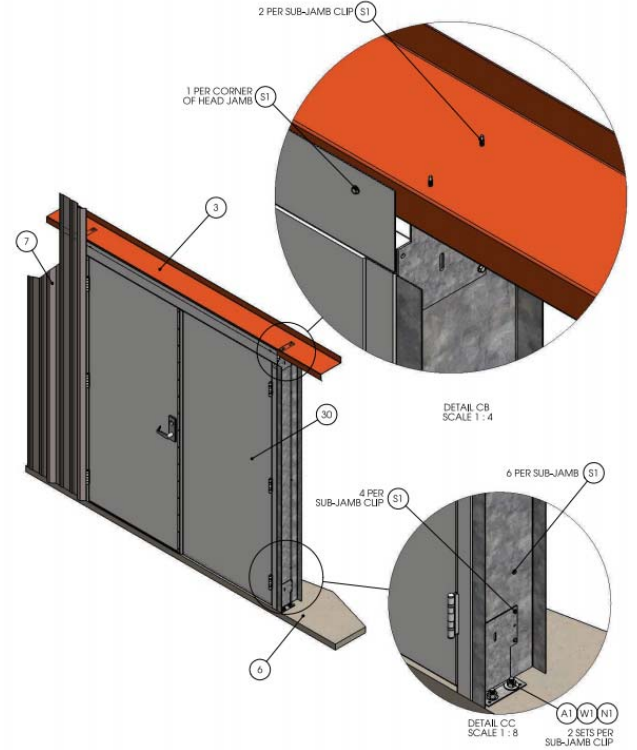
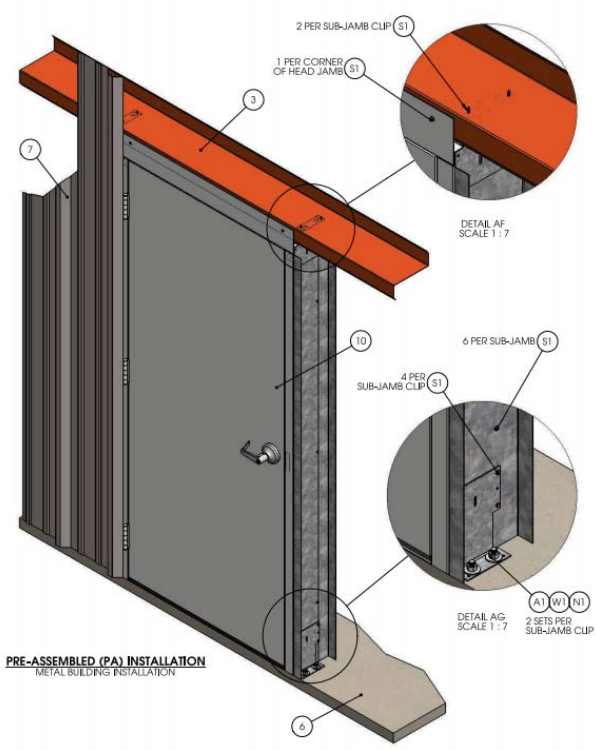


CALL FOR CURRENT PRICING

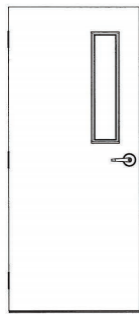
DESIGN COMPONENTS, INC. Serving The Metal Building Industry Since 1978

115 Walter Way	Fayetteville, GA 30214	email: sales@designcomponents.com
PH (800) 868-9910	FX (770) 460-7872	website: www.designcomponents.com

PRE-HUNG DOOR DETAILS



GLASS OPTIONS



6" x 30"



24" x 30"



16" x 16"

SWING: SPECIFY USING LETTERS SHOWN BELOW

A	B	C	D
AI	BI	CI	DI

OUTSIDE OF BUILDING



DESIGN COMPONENTS, INC. Serving The Metal Building Industry Since 1978

115 Walter Way	Fayetteville, GA 30214	email: sales@designcomponents.com
PH (800) 868-9910	FX (770) 460-7872	website: www.designcomponents.com