

# STEEL DOORS & FRAMES



## SPECIFICATIONS

### • DOOR CONSTRUCTION:

- Fabricated from 20 gage Galvanized steel face sheets with top and bottom channels closed flush. Doors shall be treated with metal prep Zinc-Chromate wash primer.
- Pre-finished doors will have a leather grain textured finish painted White or Bronze and packaged with polybag and full cardboard carton to protect the finish.
- All lock edge reinforcements shall be 16 gage steel
- All hinge reinforcements shall be 9 gage steel.
- Insulated doors shall have a pre-foamed polystyrene slab of 1.0# density filling the inside of the door. The core shall be secured to the face sheets with a waterproof adhesive applied with automated spray equipment. "U" Factor = .24C.
- Doors shall be beveled 1/8" in 2" on lock edge with 1/8" clearance at head, 3/32" clearance at jambs, 1/4" clearance at meeting edges of pairs and 3/4" floor clearance.

### • STANDARD HARDWARE PREPARATION:

- ANSI A156.7-1981 std weight hinges 4-1/2" x 4-1/2"(.134)
- ANSI A115.1-1976 Series 1000 Mortise locks (Gov.86)
- ANSI A115.2-1980 Series 4000 Cylindrical locks (Gov.161)

### • FRAME CONSTRUCTION:

- Frames shall be fabricated from 16 gage minimum spangle hot dipped Galvanized mill treated steel and factory applied Iron Phosphate coating for proper paint adhesion.
- Bends will be brake formed.
- Frames shall receive a modified Alkyd Primer utilizing a dip process to ensure complete coverage.
- Pre-finished frames to receive a primer base, plus finish coat and packaged in cardboard carton along with all parts.
- Head and jamb corner brackets shall be welded to frame members and pre-punched for field assembly with 5/16" bolts, providing a simple rigid frame connection.
- All hinge reinforcements shall be 9 gage steel
- Each frame consists of (3) pieces with bolts and nuts for field assembly.
- All reinforcements, clips and anchors are factory welded.

### • STANDARD HARDWARE PREPARATION:

- Standard weight hinges 4-1/2" x 4-1/2"(.134)
- ANSI A115.1 (4-7/8") universal strike
- ANSI A115.2 (4-7/8") universal strike

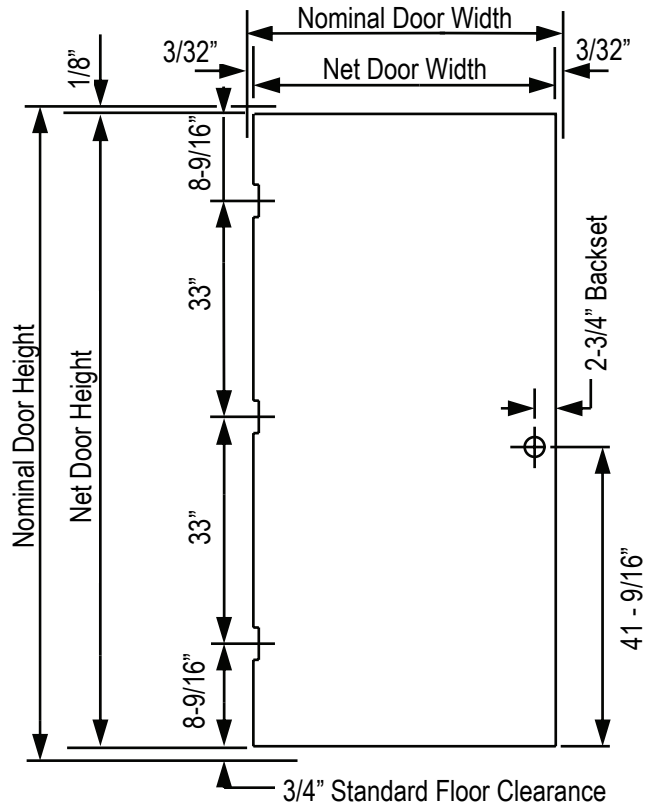
**CALL FOR CURRENT PRICING**



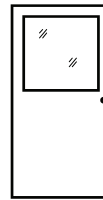
**DESIGN COMPONENTS, INC.** Serving the Metal Building Industry since 1978

115 Walter Way	Fayetteville, GA 30214	email: <a href="mailto:sales@designcomponents.com">sales@designcomponents.com</a>
PH (800) 868-9910	FX (770) 460-7872	website: <a href="http://www.designcomponents.com">www.designcomponents.com</a>

# DOOR & FRAME DIMENSIONS

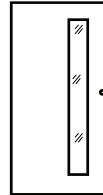


## DOOR OPTIONS



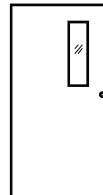
### G DOOR

- 22"W x 29"H
- Exposed Glass
- Use Glass 3/16" Thick
- 22-3/4"W x 29-3/4"H



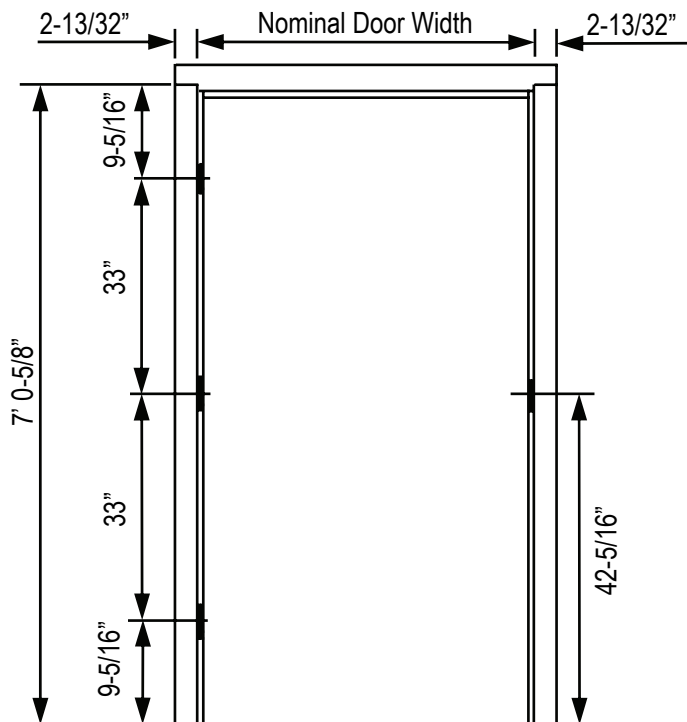
### SV DOOR

- 8"W x 63-1/8"H
- Exposed Glass
- Use Glass 3/16" Thick
- 8-3/4"W x 63-7/8"H

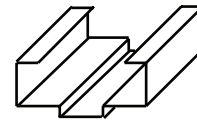


### LV DOOR

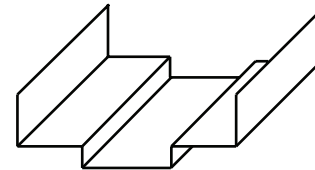
- 6"W x 30"H
- Exposed Glass
- Use Glass 3/16" Thick
- 6-3/4"W x 30-3/4"H



## STOCK FRAME DEPTHS



5 - 3/4" Throat



8 - 1/4" Throat

## OTHER OPTIONS

- Additional Frame depths
- Fire Rated Doors, Frames & Hardware



**DESIGN COMPONENTS, INC.** Serving The Metal Building Industry Since 1978

115 Walter Way	Fayetteville, GA 30214	email: sales@designcomponents.com
PH (800) 868-9910	FX (770) 460-7872	website: www.designcomponents.com