

PRE-HUNG DOORS



**3070-4070-6070 Available
Wind Rated Available**

STANDARD FEATURES:

- Door Leaf:** 20Ga. Galvanneal, Smooth, Insulated
- Frame:** 16Ga. Galvanneal, 5-3/4" Throat, Heavy Duty Hinge Reinforcement
- Sub Frame:** 16Ga. Galvanneal (Paintable)
- Hardware:** Heavy Duty Lever Lock, BB NRP Hinges (26D), ADA Compliant Threshold, Door Bottom Sweep, Adjustable Kerf Weather Seal, Adjustable "L" Mounting Clips

- COMMON FEATURES:**
- Complete preassembly in factory
 - White or Bronze finish
 - Heavy duty crating (per job)

MASONRY & FIRE RATED FRAMES ALSO AVAILABLE

OPTIONAL HARDWARE



Panic Device



Closer



Mortise Lock

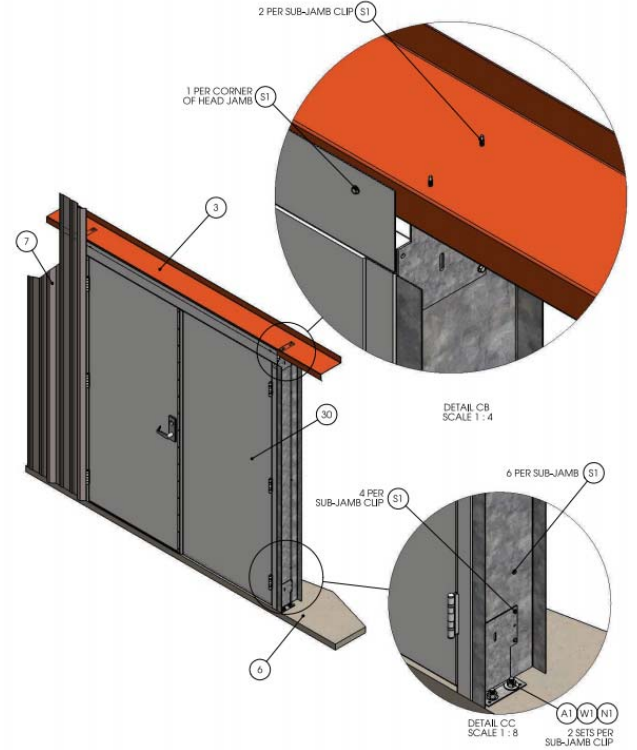
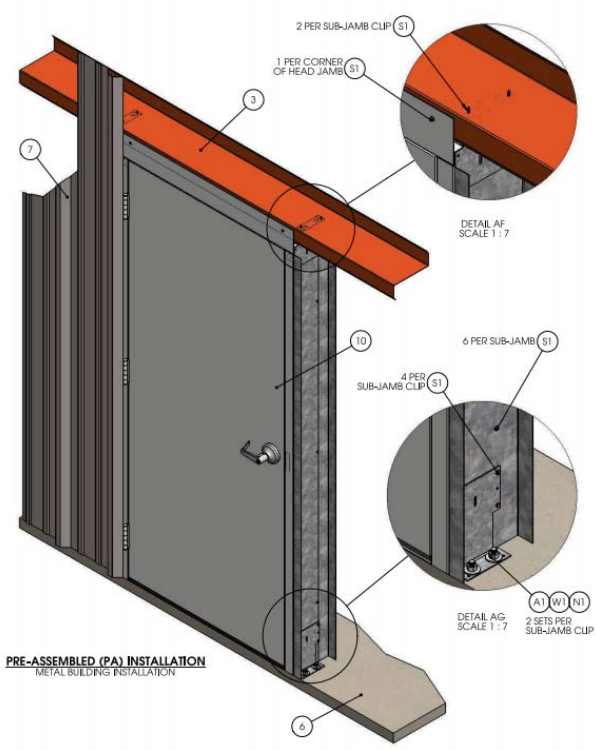
CALL FOR CURRENT PRICING



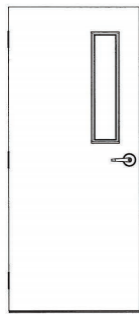
DESIGN COMPONENTS, INC. Serving The Metal Building Industry Since 1978

115 Walter Way	Fayetteville, GA 30214	email: sales@designcomponents.com
PH (800) 868-9910	FX (770) 460-7872	website: www.designcomponents.com

PRE-HUNG DOOR DETAILS



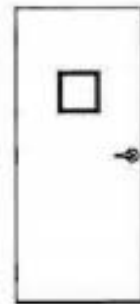
GLASS OPTIONS



6" x 30"



24" x 30"



16" x 16"

SWING: SPECIFY USING LETTERS SHOWN BELOW

OUTSIDE OF BUILDING



DESIGN COMPONENTS, INC. Serving The Metal Building Industry Since 1978

115 Walter Way	Fayetteville, GA 30214	email: sales@designcomponents.com
PH (800) 868-9910	FX (770) 460-7872	website: www.designcomponents.com