



RIGID RAIL CLIMBING SYSTEM



SPECIFICATIONS - PFAS (Personal Fall Arrest System)

RIGID RAIL CLIMBING SYSTEM

- Easily mounted to virtually any place where climbing must be done
- Retro-fit to existing ladder cages
- **11-1100-AR** - anodized aluminum climbing rail with mounting hardware
- **1-1105-SS** - 316 stainless steel climbing rail with mounting hardware
- **1-1100-CR** - curved anodized aluminum climbing rail with mounting hardware

TROLLEYS

- Trolley connects to waist D-ring and does not make contact with neck/chin area
- Trolley moves freely and easily; immediately locks arresting a fall
- Available for straight and curved rail
- **2-1200A-AT** - Climbing trolley for straight, vertical aluminum rail
- **2-1221A-AT** - Aluminum climbing trolley for curved/straight rail
- **2-1223-AT** - Aluminum trolley for horizontal rails
- **2-1224A-AT** - Aluminum climbing trolley for stainless steel & aluminum climbing rails



Ladder Ring Clamps
(Please inquire at the time of ordering)

OPTIONAL EQUIPMENT

- Removable extensions and several rung clamp styles available
- **5-1501** - 54" removable aluminum extension rail
- **5-1502B** - 42" removable stainless steel extension rail

COMPATIBLE HARNESS

- **850B-TS** - Full body harness with center D-ring for VL systems, tongue & grommet leg straps, hip positioning D-rings, waist pad & removable tool belt



850B-TS
(full body harness)



5-1501 Removable Extension



2-1200A-AT Trolley

PERSONAL FALL ARREST SYSTEM - ORDER FORM

PROJECT DETAILS

NAME: _____

SHIPPING ADDRESS: _____

DATE: _____

JOB NAME: _____

CITY: _____

PO: _____

STATE: _____ ZIP: _____

RIGID RAIL SYSTEM

Material:

Stainless

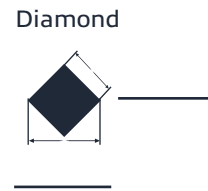
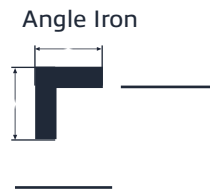
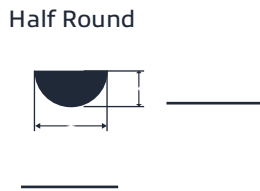
Aluminum (Standard)

42" Removable extension needed? (For interior climbs through roof hatch)

Yes

No

Please select your appropriate ladder rung style and add dimensions:



Measurement from ladder base to top

(Figure "A") _____ ft. _____ in.

Measurement between ladder rungs on center

(Figure "B") _____ ft. _____ in.

How many users require access to the system?

Do you require the associated harness? (850B - TS)

Yes

No

If yes, number of harnesses required?

SMALL

MED

LG

XL
