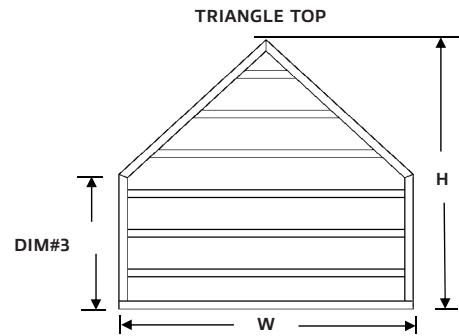
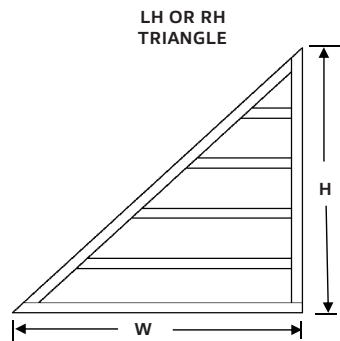
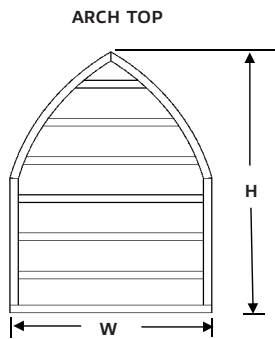
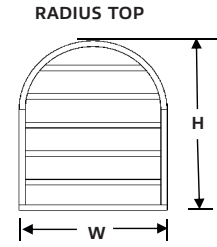
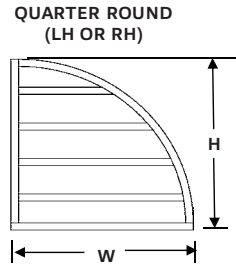
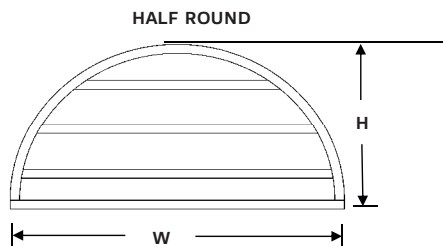


# ALUMINUM LOUVER SPECIAL SHAPES



NOTE: DIM#3 REFERS TO HEIGHT OF RECTANGULAR PORTION OF TRIANGLE TOP

Other shapes available upon request.

QTY	OPENING SIZE (INCHES)		OPTIONS
	WIDTH (W)	HEIGHT (H)	

PROJECT NAME: \_\_\_\_\_

CONTRACTOR NAME: \_\_\_\_\_

PROJECT LOCATION: \_\_\_\_\_

CONTRACTOR ADDRESS: \_\_\_\_\_

DATE: \_\_\_\_\_

CONTRACTOR EMAIL: \_\_\_\_\_

